

**SaddleBrooke Golf Club**  
**Local Rules & Course Information**

**Local Rules**

Play is governed by the Rules of Golf of the R&A and USGA and the following Local Rules.

**Alternative to Stroke-and-Distance for a Ball That is Lost or Out of Bounds:**

When a player's ball cannot be found or is known or virtually certain to be out of bounds, the player may proceed as follows rather than proceeding under stroke-and-distance.

For **two penalty strokes**, the player may take relief by dropping the original ball or a substituted ball in this relief area (see Rule 14.3):

**Two Estimated Reference Points:**

- a. Ball Reference Point:** The point where the original ball:
  - Is estimated to have come to rest on the course, or
  - Last crossed the edge of the course boundary to go out of bounds.
- b. Fairway Reference Point:** The point of fairway of the hole being played that is nearest to the ball reference point, but is not nearer the hole than the ball reference point.
  - For purposes of this Local Rule, "fairway" means any area of grass in the general area that is cut to fairway height or less.
  - If a ball is estimated to be lost on the course or last crossed the edge of the course boundary short of the fairway, the fairway reference point may be a teeing ground for the hole being played.

**Size of Relief Area Based on the Reference Points:** Anywhere between:

- A line from the hole through the ball reference point (or within two club-lengths to the outside of that line), and
- A line from the hole through the fairway reference point (or within two club-lengths to the outside of that line).

But with these limits:

- Must be in the general area, and
- Must not be nearer the hole than the ball reference point.

Once a player puts a ball in play under this Local Rule:

- The original ball that was lost or out of bounds is no longer in play and must not be played.
- This is true even if the ball is found on the course before the end of the three-minute search time (see Rule 6.3b).

But the player may not use this option when:

- The ball is known or virtually certain to have come to rest in a penalty area, or
- The player has played another ball provisionally under penalty of stroke-and-distance (see Rule 18.3).
- A player may use this option to take relief for a provisional ball that has not been found or is known or virtually certain to be out of bounds.

Penalty for playing a ball from the wrong place in breach of this Local Rule: General Penalty under Rule 14.7a.

Diagrams illustrating relief under this rule are attached.

**No Play Zones:**

- Any landscaped area containing decorative rock which is not marked by white painted lines is a no play zone that is to be treated as an abnormal course condition. **Free relief** must be taken from interference by the no play zone under Rule 16.1f.
- Any area marked by painted lines, including young trees, is a no play zone that is to be treated as an abnormal course condition. **Free relief** must be taken from interference by the no play zone under Rule 16.1f.
- Any area marked by red stakes with a green top and red painted lines is a no play zone in a penalty area. When a ball is in the no play zone in a penalty area, the ball **must not** be played as it lies. Rule 17.1e. Relief **must** be taken from interference by the no play zone, with a **one stroke penalty**, under Rule 17.1d or 17.2.

Penalty for playing a ball from the wrong place in breach of Rule 16.1f or 17.1e: General Penalty under Rule 14.7a.

**Out of Bounds:** Defined by the course-side edge of any walls, property lines, and the curbs of any roadways bordering the course, and within those boundaries, any white stakes, lines, and/or white painted curbs.

**Ground Under Repair:** Areas of the course marked with white painted lines are “ground under repair” and relief is allowed, **without penalty**, under Rule 16.1.

**Young Trees:** Young trees identified by white painted lines are no play zones:

- If a player’s ball lies anywhere on the course other than in a penalty area and it lies on or touches such a tree or such a tree interferes with the player’s stance or area of intended swing, the player must take relief under Rule 16.1f.
- If the ball lies in a penalty area, and interference to the player’s stance or area of intended swing exists from such a tree, the player must take relief either with penalty under Rule 17.1e or with free relief under Rule 17.1e(2).

Penalty for Playing Ball from a Wrong Place in Breach of Local Rule: General Penalty Under Rule 14.7a

**Immoveable Obstructions Close to the Putting Green:** If the ball is in the General Area, the player may take relief, **without penalty**, under Rule 16.1b if an immovable obstruction is on the line of play and is: (a) within two club-lengths of the putting green, and (b) within two club-lengths of the ball.

Exception – No Relief If Line of Play Clearly Unreasonable. There is no relief under this Local Rule if the player chooses a line of play that is clearly unreasonable.

Penalty for Playing Ball from a Wrong Place in Breach of Local Rule: General Penalty Under Rule 14.7a.

**Drainage Areas:** Except in a penalty area, free relief under Rule 16.1 for all concrete drainage inlets and outlets, large rocks in drainage channels, concrete culverts and pads, French drains, and plastic drain pipes.

- **Bridges on Catalina 5 and 7:** The first cart bridge on Catalina 5 and the cart bridge on Catalina 7 are immovable obstructions with relief, **without penalty**, under Rule 16.1.
- The second bridge on Catalina 5 and the foot bridge are in the **No Play Zone - a red stake with a green top** and the player cannot play from inside a no play zone; Relief must be taken from the no play zone, with a one stroke penalty, under Rule 17.1d or 17.2.

The concrete soil retention grids and attached bare dirt areas are abnormal ground conditions and free relief is available under Rule 16.1.

Penalty for Playing Ball from a Wrong Place in Breach of Local Rule: General Penalty Under Rule 14.7a.

**Drop Zone on SaddleBrooke 2:** If a ball is in the penalty area on SaddleBrooke 2, including when it is known or virtually certain that a ball that has not been found came to rest in the penalty area, the player has these relief options, each for one penalty stroke: (i) take relief under Rule 17.1, or (ii) as an extra option, drop the original ball or another ball in the designated drop zone, which is a relief area under Rule 14.3.

Penalty for Playing Ball from a Wrong Place in Breach of Local Rule: General Penalty Under Rule 14.7a.

**Aeration Holes:** If a player's ball lies in or touches an aeration hole:

- (a) Ball in General Area. The player may take relief, without penalty, under Rule 16.1b. If the ball comes to rest in another aeration hole the player may take relief again under this Local Rule.
- (b) Ball on Putting Green. The player may take relief, without penalty, under Rule 16.1d.

But interference does not exist if the aeration hole only interferes with the player's stance or, on the putting green, on the player's line of play.

Penalty for Playing Ball from a Wrong Place in Breach of Local Rule: General Penalty Under Rule 14.7a.

**Preferred Lies (Lift, Clean, and Place):** After adverse weather conditions or during periods of heavy irrigation over-seeding, the head golf professional may declare that "preferred lies" may be used in the general area of the course cut to fairway height or less and the following local rule shall apply only during that designated period:

When a player's ball lies in a part of the general area cut to fairway height or less, the player may take free relief once by placing the original ball or another ball in and playing it from this relief area:

- Reference Point: Spot of the original ball.
- Size of Relief Area Measured from Reference Point: 6 inches from the reference point, but with these limits:
  - Must not be nearer the hole than the reference point, and
  - Must be in the general area.

In proceeding under this Local Rule, the player must choose a spot to place the ball and use the procedures for replacing a ball under Rules 14.2b(2) and 14.2e.

Penalty for Playing Ball from a Wrong Place in Breach of Local Rule: General Penalty Under Rule 14.7a.

**Metal & Traditional Spikes:** Rule 4.3a is modified as follows: During a round, a player must not wear shoes with:

- Spikes having single or multiple points designed to penetrate deeply into the surface of the ground.
- Penalty for Breach of Local Rule – see Rule 4.3.

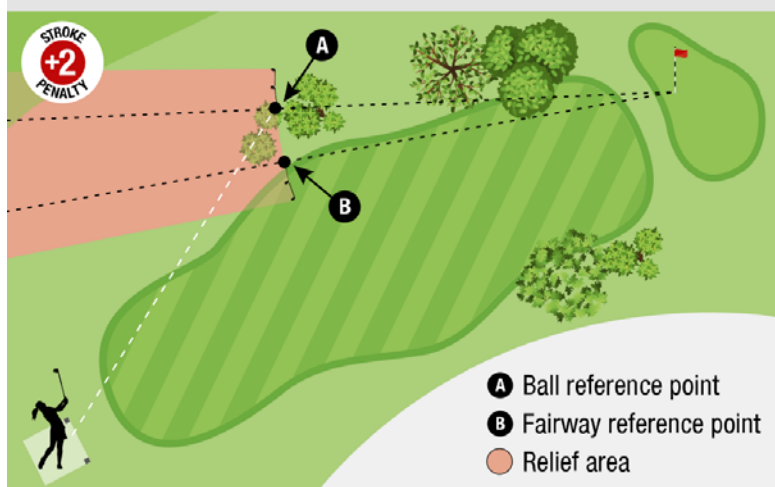
### **ADDITIONAL INFORMATION**

**Pace of Play:** Under normal conditions, expected pace of play is 2 hours, 5 minutes per nine holes. When the course is restricted to cart path only, the expected pace of play of 2 hours, 15 minutes per nine holes. The course rangers are authorized to enforce these rules.

## Diagrams--Local Rule Ball Lost or Out of Bounds

### Ball Not Found

MLR E-5 DIAGRAM 1: BALL NOT FOUND



When a player's ball has not been found, the player may take stroke-and-distance relief, or when Model Local Rule E-5 is introduced, the player has the additional option to drop a ball in and play from the relief area described below for two penalty strokes:

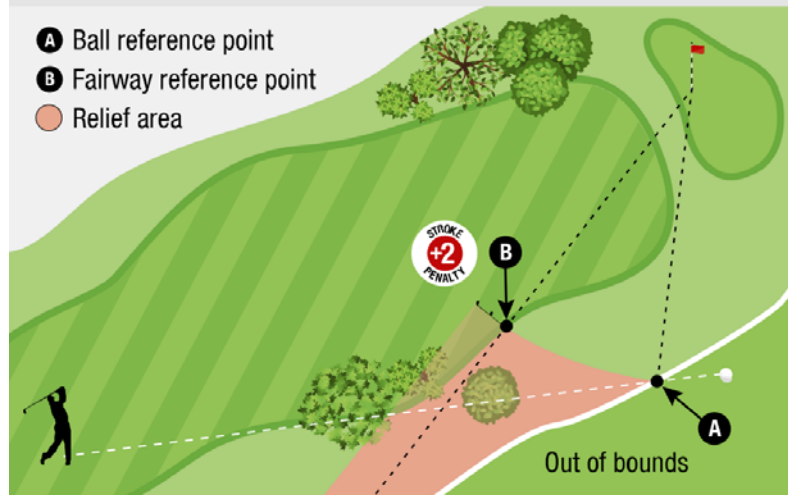
Reference Points	Size of Relief Area	Limits on Relief Area
<p><b>A. Ball Reference Point:</b> The point where the original ball is estimated to have come to rest on the course (point A)</p> <p><b>B. Fairway Reference Point:</b> The point of fairway of the hole being played (point B) that is nearest to the ball reference point, but is not nearer the hole than the ball reference point</p>	<p>Anywhere between:</p> <ul style="list-style-type: none"> <li>A line from the hole through the ball reference point (point A) (and within two club-lengths to the outside of that line), and</li> <li>A line from the hole through the fairway reference point (point B) (and within two club-lengths to the fairway side of that line)</li> </ul>	<p>The relief area:</p> <ul style="list-style-type: none"> <li>Must not be nearer the hole than the ball reference point, and</li> <li>Must be in the general area</li> </ul>

#### Player Notes:

As the relief area is likely to be very large, the ball could roll a considerable distance from the spot where it first strikes the ground and not need to be dropped again.

## Ball Out of Bounds

**MLR E-5 DIAGRAM 2: BALL OUT OF BOUNDS**



When a player's ball is known or virtually certain to be out of bounds, the player may take stroke-and-distance relief, or when Model Local Rule E-5 is introduced, the player has the additional option to drop a ball in and play from the relief area described below for two penalty strokes:

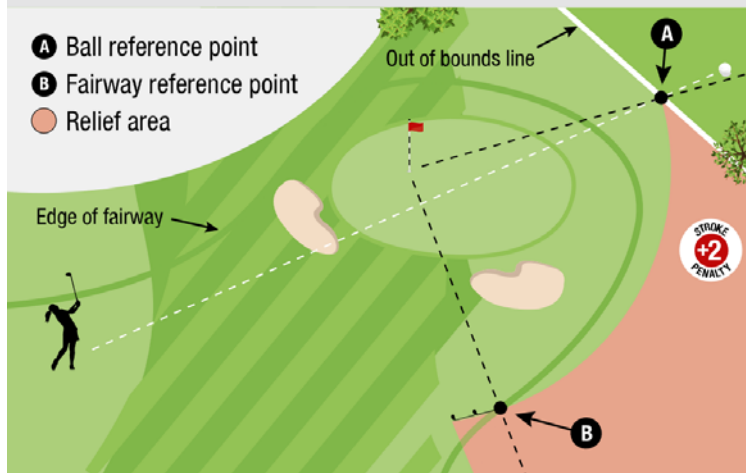
Reference Point	Size of Relief Area	Limits on Relief Area
<b>A. Ball Reference Point:</b> The point where the original ball is estimated to have last crossed the edge of the course boundary to go out of bounds (point A)	Anywhere between: <ul style="list-style-type: none"> <li>• A line from the hole through the ball reference point (point A) (and within two club-lengths to the outside of that line but still on the course), and</li> <li>• A line from the hole through the fairway reference point (point B) (and within two club-lengths to the fairway side of that line)</li> </ul>	The relief area: <ul style="list-style-type: none"> <li>• Must not be nearer the hole than the ball reference point, and</li> <li>• Must be in the general area</li> </ul>
<b>B. Fairway Reference Point:</b> The point of fairway of the hole being played (point B) that is nearest to the ball reference point, but is not nearer the hole than the ball reference point		

**Player Notes:**

As the relief area is likely to be very large, the ball could roll a considerable distance from the spot where it first strikes the ground and not need to be dropped again.

## Ball Lost or Out of Bounds Close to Green

**MLR E-5 DIAGRAM 3: BALL NOT FOUND OR OUT OF BOUNDS CLOSE TO GREEN**



When a player's ball has not been found or is known or virtually certain to be out of bounds, the player may take stroke-and-distance relief, or when Model Local Rule E-5 is introduced, the player has the additional option to drop a ball in and play from the relief area described below for two penalty strokes:

Reference Points	Size of Relief Area	Limits on Relief Area
<b>A. Ball Reference Point:</b> The point where the original ball is estimated to have come to rest on the course or last crossed the edge of the course boundary to go out of bounds (point A)	Anywhere between: <ul style="list-style-type: none"> <li>• A line from the hole through the ball reference point (point A) (and within two club-lengths to the outside of that line), and</li> <li>• A line from the hole through the fairway reference point (point B) (and within two club-lengths to the fairway side of that line)</li> </ul>	The relief area: <ul style="list-style-type: none"> <li>• Must not be nearer the hole than the ball reference point, and</li> <li>• Must be in the general area</li> </ul>
<b>B. Fairway Reference Point:</b> The point of fairway of the hole being played (point B) that is nearest to the ball reference point, but is not nearer the hole than the ball reference point		

**Player Notes:**

As the relief area is likely to be very large, the ball could roll a considerable distance from the spot where it first strikes the ground and not need to be dropped again.